

Khorana Auditorium Biochemistry Laboratories Building



The touch panel is generally asleep when beginning.

Touch the screen twice to awaken.



1. Push the **TOUCH HERE TO BEGIN** button. The screen will drop automatically.



2. Choose your source
Laptop plugs in with 15 pin VGA cable on console
iMac is the built in house computer
HDMI and **DisplayPort** connectivity is available. See MediaLab for cables.

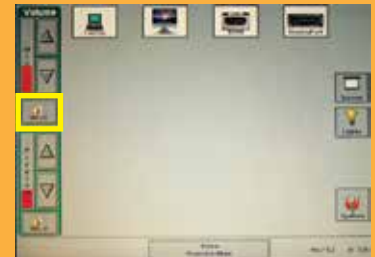

3. If you have audio in your presentation, use the attached 1/8' audio plug.
4. Microphones are available in the drawer at right knee level

Lighting controls

Screen controls

Mic controls

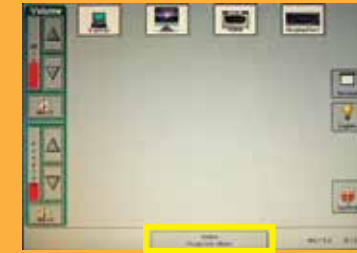
Mic Mute



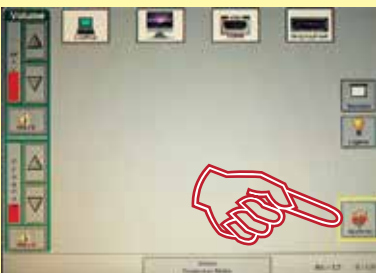
Program Audio (see #3)

Program Mute

Video Mute



Please shutdown the equipment upon completion of lecture



Are you sure?



2 Minute wait...



DONE!